

Perceptions and Experiences of Antisemitism Among American Orthodox Jews

June 28, 2022



<http://nishmaresearch.com>



Nishma Research Orthodox Jewish communal studies are discussed at the Orthonomics podcast.

Table of Contents

Section	Page(s)
Introduction & Methodology	3-4
Perceived Incidence of Antisemitism	5-6
Personal and Organizational Antisemitic Experiences	7-9
Actions Taken as a Result of Antisemitic Concern	10
Overall Indices of Antisemitic Impact	11
Impact of Antisemitism on Sympathy For Other Groups Facing Bigotry or Hate	12
Views on Worldwide Antisemitism Resulting From Attitudes Toward Israel	13
Perceived Levels of Antisemitism Among Various Groups	14
Other Thoughts on Antisemitism or Anti-Jewish Sentiment or Attitudes	15
Orthodox vs. Non-Orthodox Perceived Incidence and Personal Experiences	16
Exploring Areas of inquiry Relating to Antisemitism	17
Demographic Summary	18
Appendix – Survey Questionnaire	19-22
About Nishma Research	23

Introduction and Methodology

Objective

Surveys on antisemitism have been conducted by such organizations as the Anti-Defamation League (ADL), Pew Research, and the American Jewish Committee (AJC). When overall Jewish population data are released, differences between community sectors – which may be significant – are often blurred. The Orthodox data are often subsumed within the much larger non-Orthodox population, and sectors within Orthodoxy are often combined, resulting in a loss of nuance and understanding. To address that issue, this study explores issues relating to antisemitism across the Orthodox sectors.

We received responses from non-Orthodox but rely on external data to profile that sector and provide Orthodox vs. non-Orthodox comparisons (see page 16).

Methodology

This survey was conducted March 10-31, 2022. We reached 768 Orthodox Jews mainly through the Nishma Research Opt-In Panel, comprised of approximately 4,000 Jews who have opted to receive survey invitations.

There were relatively few non-U.S. respondents, and so the findings in this report are based on the 669 U.S.-based Orthodox respondents. Among them, 355 self-identified as Modern/Centrist Orthodox, 179 as Yeshivish/ Litvish/ Agudah, and 91 as Chasidic, including Chabad-Lubavitch. Findings are presented by gender, with the number of

respondents shown in footnotes. The numbers of respondents in some categories is small and should be viewed with appropriate caution.

Our larger sample of Modern Orthodox is due to the fact that there are more of them in our opt-in research panel. In Orthodoxy today the Haredi sector is growing most rapidly and that is why we have applied sector weights when we present data for the overall community. We also had more male respondents, for a number of possible reasons. Haredi men have more computer access and time autonomy to complete online surveys, while women are often taking care of many children and have less time to respond to an online survey.

Yiddish-Language Survey

We took a new approach by creating a second, parallel version of the questionnaire in Yiddish. This was posted to several Yiddish websites that are visited mainly by Chasidic Jews.

The issue of insularity, a common correlate of more extremist stances with regard to Orthodoxy, is worthy of deeper discussion of its own. For now, we will note that the use of Yiddish as a *lingua franca*, prominently by many Chasidic Jews, in distinction from the local languages (English, Hebrew, Russian, etc.) where these Jews find themselves, is both a symbol and

Introduction and Methodology *(continued)*

practice that effectively sets speakers apart socially and culturally from the general population around them.

The fact that we could now reach such Yiddish speakers via the internet demonstrates that its efficacy as a social and cultural separator is no longer – if it ever was – absolute, and change is occurring. Exploration of that trend, however, is beyond the scope of this report.

Nevertheless, we wanted to explore what might be the most extreme Orthodox views on the matter of antisemitism in America and looked to Yiddish speakers as a way to survey them.

The overall data include 74 male Yiddish-speaking respondents (there were too few female respondents in this group to warrant inclusion). We have observed a disproportionate male response in other Chasidic surveys, some of which we attribute to differences by gender in Internet access, and some to differences in the level of interest in the research topics.

Weighting of Overall Responses

Opt-in surveys are common in the Orthodox world, given the difficulty of reaching many of its sectors as well as the lack of overall demographic profile data. Such samples may present problems, with the key question being whether the views of any over-represented groups are different enough to lead researchers to make very inaccurate generalizations.

Our primary objective was to compare the sectors within orthodoxy, and so we note that some of the Haredi sectors have smaller sample sizes. In estimating the community as a whole, we apply weights to the sector samples, by Orthodox denomination and gender. We believe the inferences drawn are consistent with qualitative knowledge of the population.

Footnotes detail the survey questions upon which data and charts are based, provide the number of respondents, and describe any methodologies or approaches taken in the analysis.

Collaboration & Contact Information

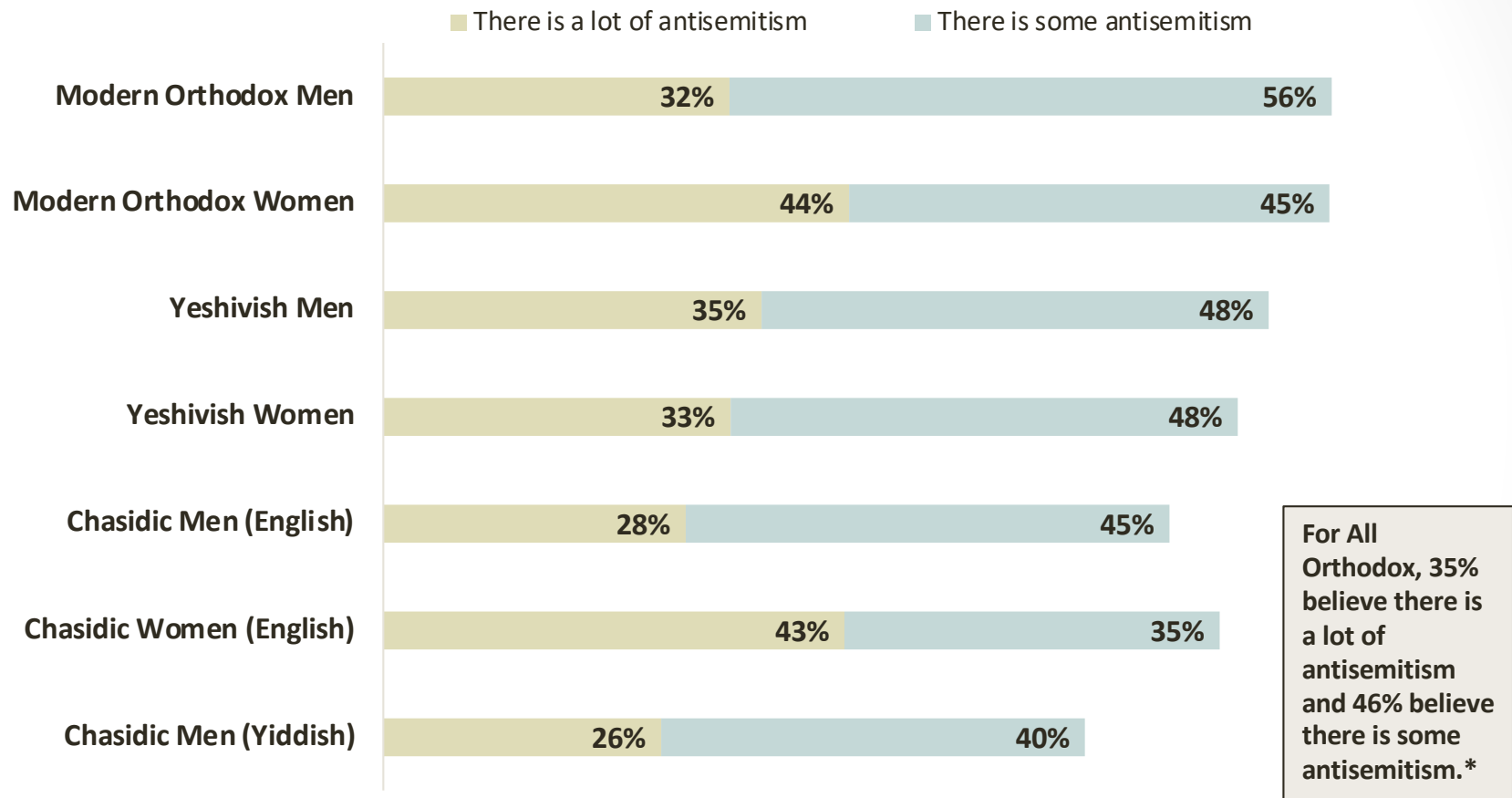
The research, analysis, and conclusions were developed by Nishma Research, an independent firm, as a service to the community. Nishma Research covered all costs associated with this study.

This study was a collaborative effort by:

- **Mark L. Trencher** – Founder of Nishma Research (mark@nishmaresearch.com)
- **Professor Samuel C. Heilman** – Distinguished Professor of Sociology Emeritus, Queens College, CUNY (Samuel.Heilman@qc.cuny.edu)

Nishma Research explores issues of interest to the Jewish community, and the Orthodox sector in particular (see page 23). We welcome feedback, questions, and suggestions.

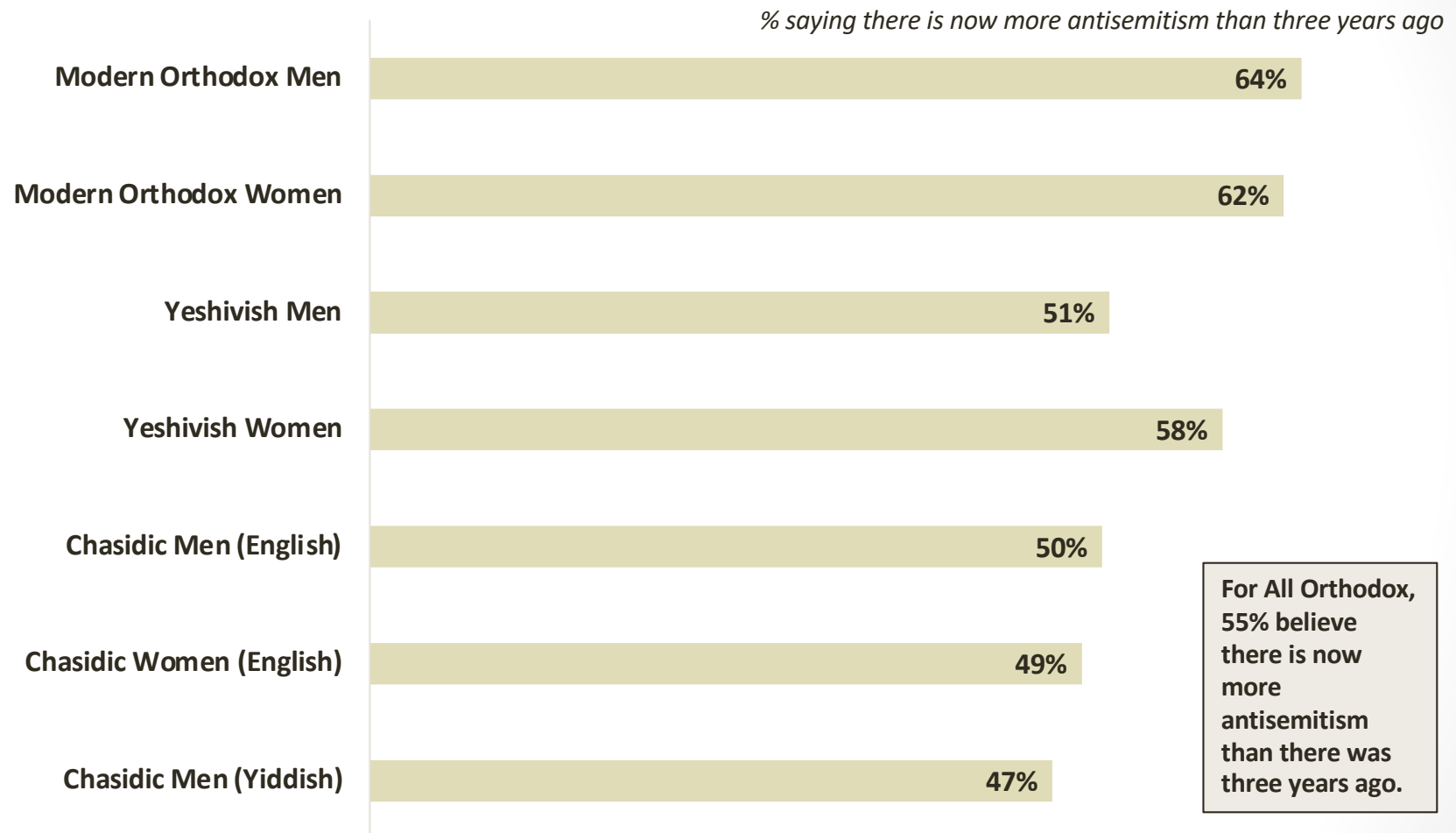
Perceived Incidence of Antisemitism – Variations in appearance mean that some Orthodox Jews are more obviously Jewish than others; on the other hand, those groups that are the most obviously Jewish are also the most insulated, and do not interact as much with the outside community. Given the low level of variations in perceived incidence of antisemitism, these factors may be offsetting each other.



Q. How much antisemitism do you think there is today in the United States ... a lot, some, not much, none at all? n (number of respondents) in categories, from top to bottom, = 204, 149, 99, 79, 54, 37, 73

* While our objective is to compare Orthodox sectors, and there are clear and sometimes substantial differences between Orthodox sectors, this report includes estimates for the overall Orthodox community. These estimates (labeled as "All Orthodox") are derived by applying the following weights to our sector data: Modern Orthodox 0.34, Yeshivish 0.24, Chasidic English-speaking 0.28, Chasidish Yiddish-speaking 0.14. These are estimates of the representation of each group in US Orthodoxy and were developed by gathering input from a number of demographers and published estimates. Contact Nishma Research for further data if desired.

Perceived Change in Incidence of Antisemitism – The perception of recent increases may to some extent be tied to the extent to which respondents are embedded in the modern host society. Thus, Modern Orthodox see a greater increase in antisemitism even though they are harder for anti-Semites to identify in public, while the Haredi stand out more and therefore are more often targets. Yet the attacks are relatively few, both personally and at local institutions, so perceptions are more about anxiety than personal experience.



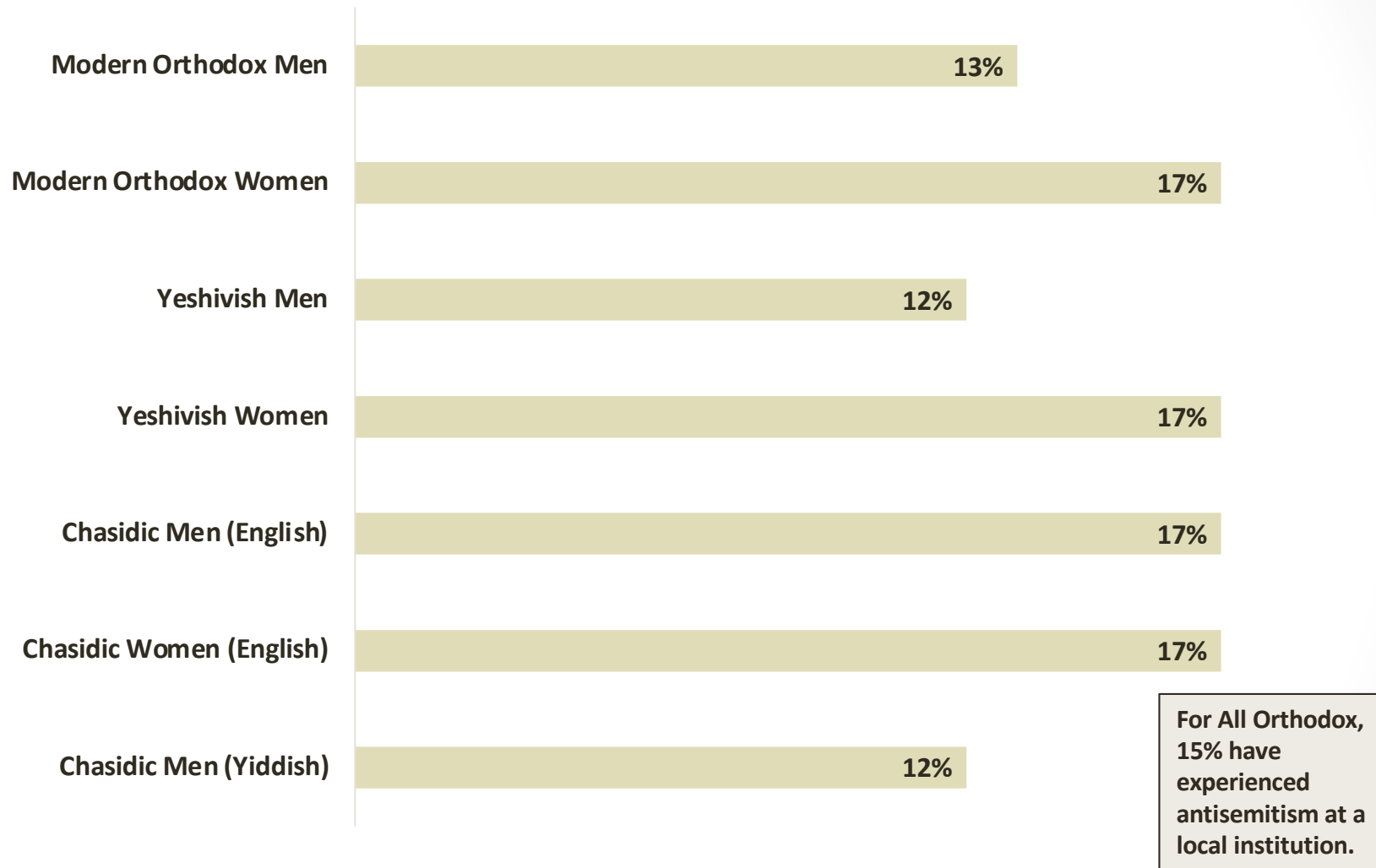
Q. Compared with three years ago, do you think there is ...more antisemitism; less; about the same amount? n = 206, 149, 97, 79, 54, 37, 73

Personal Antisemitic Experiences in the Past Year – While the Modern Orthodox more often see antisemitism as having increased in recent years, they have personally experienced it less often than Yeshivish or Chasidic respondents. The Yiddish speakers may be so insulated that they suffer less violence, as seen in the fact that they had the lowest proportion who were physically attacked.

	Been made to feel unwelcome	Been called offensive names	Been Harassed online	Been physically threatened or attacked
Modern Orthodox Men	21%	17%	16%	5%
Modern Orthodox Women	24%	11%	13%	5%
Yeshivish Men	46%	35%	37%	25%
Yeshivish Women	43%	30%	42%	27%
Chasidic Men (English)	34%	46%	26%	17%
Chasidic Women (English)	39%	28%	33%	33%
Chasidic Men (Yiddish)	51%	39%	10%	8%
All Orthodox	36%	28%	24%	16%

Q. In the past 12 months have any of the following happened to you because you are Jewish? n = 203, 146, 97, 79, 53, 36, 65.

Antisemitic Experiences at Respondent's Local Communal Organization – An average of about 15% say that communal Jewish organizations they attend (shul, school, community center, etc.) have experienced anti-Jewish vandalism, broken windows, graffiti, a break-in, etc. in the past year.



Q. In the past 12 months, has a communal Jewish organization that you attend (shul, school, community center, etc.) been marked by anti-Jewish vandalism, broken windows, graffiti, a break-in, etc.? N = 203, 145, 97, 78, 54, 36, 68

The Nature of Antisemitic Attacks – The following are randomly selected verbatim comments, which give a more nuanced view of respondents’ experiences of antisemitic attacks.

- *It's been a general discomfort with the way people talk about Israel. On one mailing list I am on, one person talks a lot about her perception of how Israel is in the wrong.*
- *While traveling on a plane last year with a yeshiva, while boarding the boys who are all teenagers' took their time to sit down. They all had the masks on & where following the "rules". A colored person in the back of the plane decided to scream out, "no wonder they do what they want, there's a different set of rules for these people, they the chosen nation". Never mind that after we landed & were waiting on being told to disembark the plane that individual decided to stand up & leave when he wanted to, the Flight Attendants asked him multiple times to go back to his seat & he refused to comply.*
- *Surrounding Israel*
- *I work in a hospital that serves vulnerable populations. People are concerned with equity and almost exclusively left leaning. Someone sent out a department wide email telling people to support the BDS Israel Boycott. I wrote them a response saying that it was not appropriate in a work place that was supposed to be inclusive. I haven't seen any other letters like that. But it left me feeling excluded. And I know the Anti-Israel pro-BDS is anti-Semitic.*
- *People look down on you when you eat in restaurants*
- *Someone shot a gun through our shul windows, breaking them. Separately, I have been screamed at by antisemites on the street. Last month my daughter and her friend were physically attacked near Penn Station while the police looked on and did not intervene.*
- *Threats to the JCC*
- *For the past 12 months, Orthodox Jews have been portrayed very badly in Mainstream Media. For overwhelmingly supporting Donald Trump in both the 2016 and 2020 Elections, in addition to our attitude towards LGBT, we have been marginalized by Hollywood, Netflix, and even ordinary citizens on Twitter. Just type in key words "Orthodox Jews outdated" under "latest" on the Twitter app.*
- *The Jewish institution I work for was cyber attacked- there were hateful images and hate speech added to their website and horrible things being sent to members. It was mostly neoNazi and antisemitic rhetoric with pictures from the Holocaust.*
- *One of my children has been yelled at that he is a fake Jew by a menacing vehicle. After the 2016 election, my daughter and friends were followed in a grocery store by a lady that targeted them specifically and she was irate that the kids were not effusive enough in their thanks for fulfilling a specific request of the lady giving samples and because that lady was a "person of color" that my children, by requesting this without that at the sampling table were putting upon this woman. She followed them around the Trader Joes and then hunted me down. We felt very targeted and visible and it was unwelcome as the children did say than you and later I called the store and no one was offended but this bent out of control woman.*
- *I work at a university. On September 11, 2021, a colleague posted a comment on the faculty listserv about the 20th anniversary of the 9/11 attacks in which he described an Israeli faculty member as "an Israeli war veteran who has come to stand for peace." The nuance of his words were important: insofar as his description of the Israeli juxtaposed his status as an Israeli war veteran with him subsequently coming to "stand for peace". The implication was that—as a general rule—Israeli soldiers (be they active or veteran) are opposed to peace. The insinuation being that Israelis are vengeful war-mongers but that this faculty member is an exceptional "peaceful Israeli". Stating that a person is "one of the good ones" is a classic example of bigotry*
- *Somebody online was trying to sell me something, I'm going to start asking a lot of questions (and not buying), he called me something antisemitic.*
- *Cousins restaurant vandalized Swastika in cement outside neighbor physical Attack directly outside my in laws house*
- *My son's yarmulka was stolen off his head walking with me through University of Penn.*
- *Synagogue was vandalized several times.*
- *Our shul had swastikas sprayed on it, also our Jewish girl's high school had the same. When our little ones at a Jewish elementary school were continuously yelled at by a man. He yelled at the children that he wanted to kill jews.*
- *Three shuls in my neighborhood (two orthodox and one reform) were vandalized within a three day period. Rocks were thrown, glass shattered. Strong police presence in the weeks following, but the vandal was not arrested for this hate crime.*

Q. If you feel comfortable doing so, can you briefly describe the nature of antisemitic attack(s) that you or your Jewish organization have experienced in the past 12 months?. Shown above are a random sample of the 102 responses received. They are not divided by denomination, as there was no differentiating pattern.

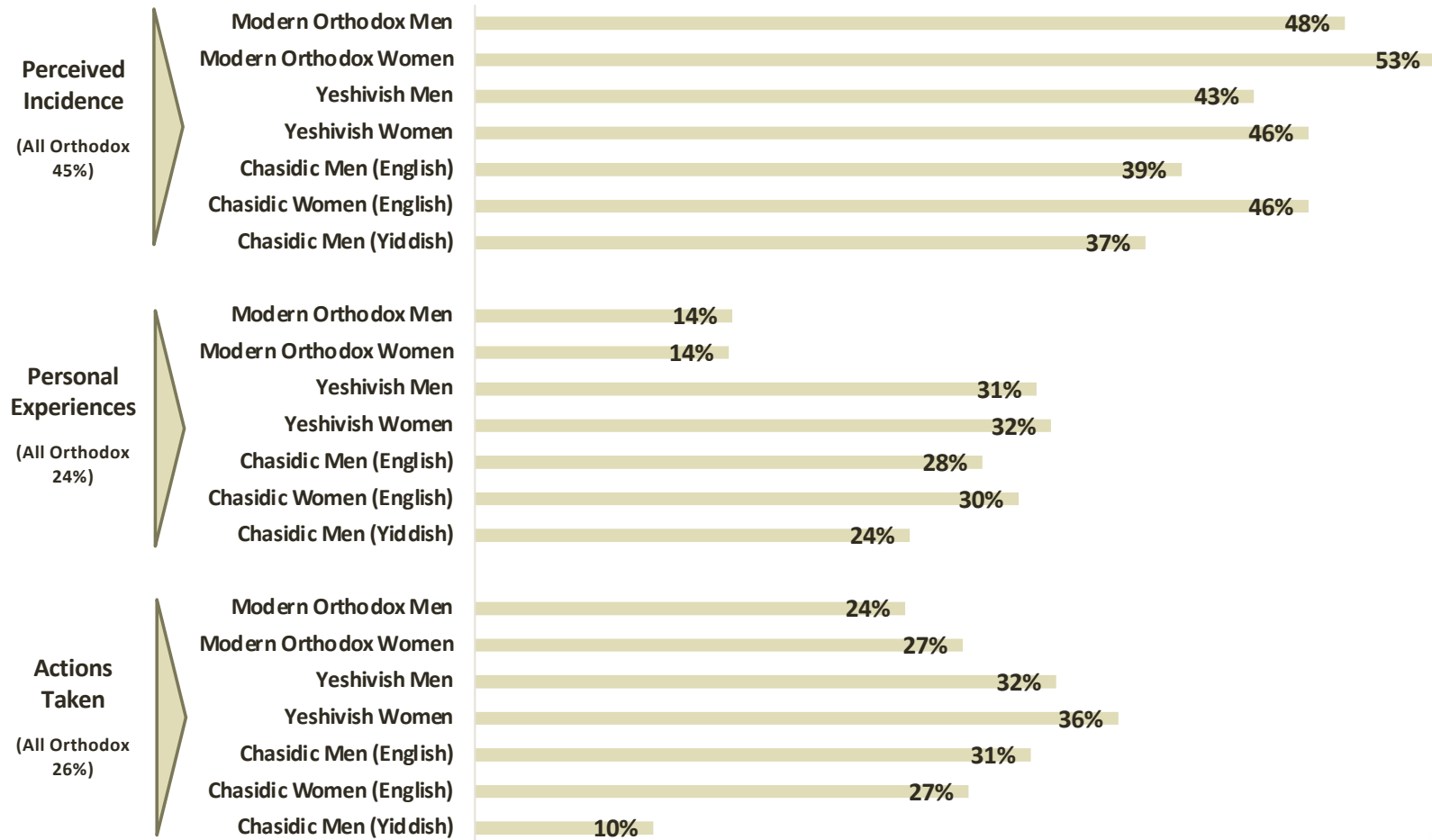
Actions Taken as a Result of Antisemitic Concern – The Yeshivish have most often taken various actions, while the Yiddish-speaking have least often done so. More of the Yeshivish and some Chasidic sectors have armed themselves, and this may be related to their identification with Republicans.

<i>(Note that two figures are shown for each action: First is the % Often / and then the % Often or Sometimes)</i>	Hide your identity as a Jew when on the street	Remove any outward signs of being Jewish when in public	Feel less safe at shul / synagogue	Avoid going to shul / synagogue	Attend fewer public events with other Jews	Average % Often
Modern Orthodox Men	11% / 38%	11% / 37%	7% / 34%	2% / 9%	3% / 9%	7%
Modern Orthodox Women	10% / 35%	7% / 39%	13% / 50%	4% / 14%	7% / 21%	8%
Yeshivish Men	18% / 43%	18% / 40%	24% / 42%	11% / 20%	10% / 28%	16%
Yeshivish Women	23% / 38%	18% / 44%	17% / 48%	22% / 39%	25% / 42%	21%
Chasidic Men (English)	11% / 26%	15% / 26%	13% / 33%	13% / 19%	7% / 14%	12%
Chasidic Women (English)	11% / 25%	11% / 28%	17% / 39%	14% / 28%	23% / 43%	15%
Chasidic Men (Yiddish)	3% / 14%	3% / 21%	6% / 18%	3% / 3%	3% / 9%	4%
All Orthodox	12% / 31%	11% / 34%	13% / 38%	9% / 18%	11% / 23%	11%

% Yes	Arm yourself	Get security training	Resolve to, or move to live among Jews like yourself	Ask your shul / synagogue to increase security	Voting for candidates who condemn antisemitism	Donate to organizations that combat antisemitism	Attitude of greater police support and funding	Average % Yes
Modern Orthodox Men	18%	35%	18%	39%	57%	41%	43%	36%
Modern Orthodox Women	14%	21%	18%	49%	77%	62%	41%	40%
Yeshivish Men	40%	28%	32%	49%	60%	40%	55%	43%
Yeshivish Women	40%	40%	39%	43%	62%	48%	49%	46%
Chasidic Men (English)	33%	30%	26%	52%	65%	42%	61%	44%
Chasidic Women (English)	31%	25%	19%	29%	64%	33%	50%	36%
Chasidic Men (Yiddish)	7%	14%	2%	16%	27%	7%	27%	14%
All Orthodox	25%	27%	21%	40%	59%	40%	46%	37%

Q. In the last three years, have concerns about antisemitism caused you to ...? n = 199, 145, 95, 77, 54, 36, 66

Overall Indices of Antisemitic Impact – Perceptions of the incidence of antisemitism range from a high of about 50% for Modern Orthodox, down to 37% for the Yiddish-speaking Chasidic men, although Modern Orthodox have had notably fewer personal experiences (14%, vs. 24%-32% among the Haredi), and actions taken due to fear of antisemitism are lowest by far among the Yiddish-speaking Chasidic men (10% vs. 24%-36% among the other groups).



The measures shown are averages. Perceived incidence is the average of Q8a and Q9-a (% seeing a lot of antisemitism and more than in the past, see pages 5-6); Personal experiences is the average of the four items in Q10 (% that have had an event happen to them) and Q11 (event at a communal organization)(see pages 7-8); Actions Taken is the average of the five actions in Q13 (% that have often taken the action) and the seven actions in Q14 (% that have taken the action)(see page 10).

Impact of Antisemitism on Sympathy For Other Groups Facing Bigotry or Hate – All Orthodox sectors showed some increases in sympathy for various groups, with the greatest increases being for Asian-Americans and immigrants in general, and somewhat for Hispanics. Sympathy for Blacks, Christian Evangelicals, LGBTQ and Muslims has not been notably affected. Across all of Orthodoxy, and across all of the other minority groups, 26% of Orthodox say they now have more sympathy, 19% have less sympathy, and for 55% it is unchanged.

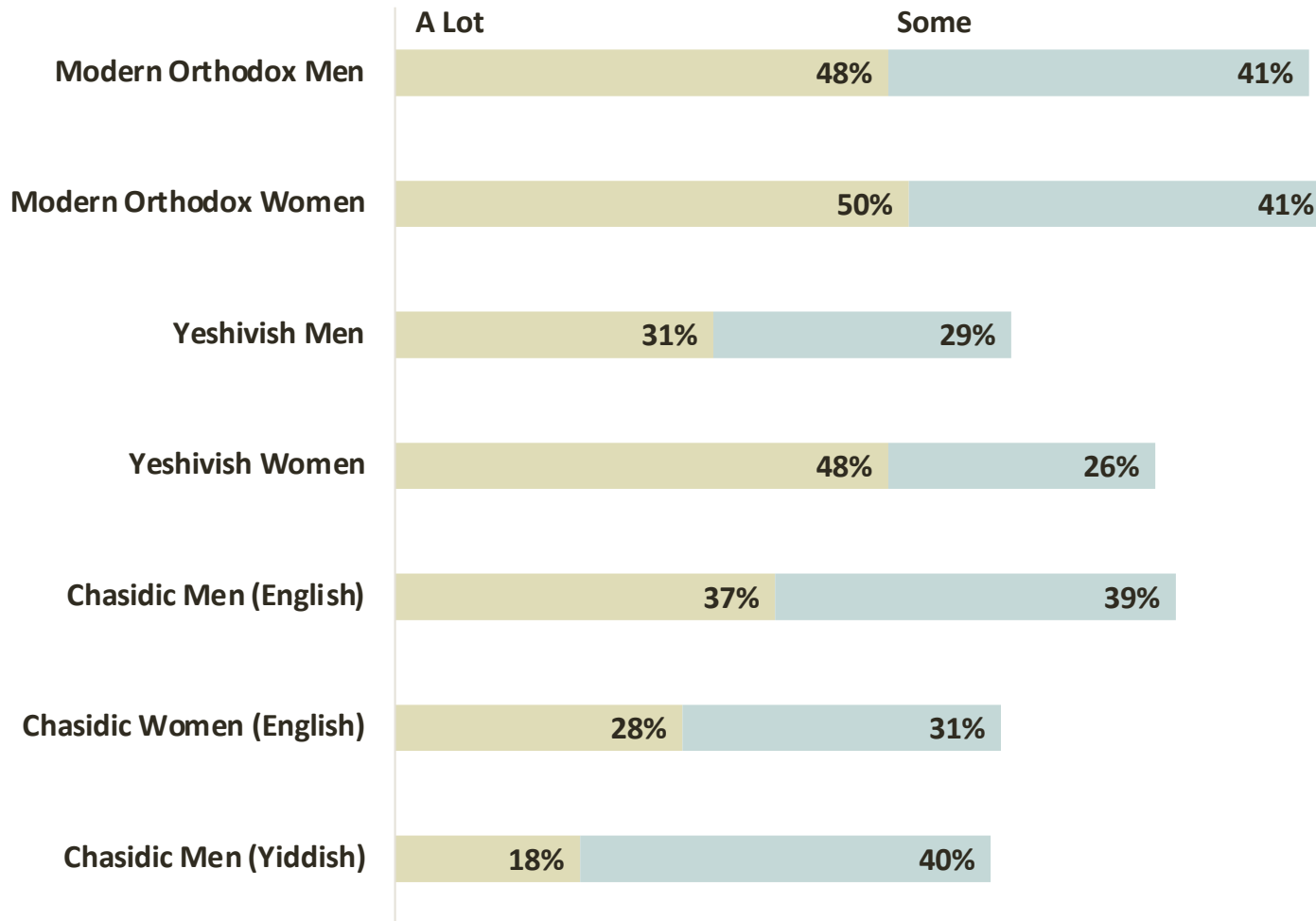
<i>% Have more sympathy / unchanged / less sympathy</i>	Asian-Americans	Blacks	Christian Evangelicals	LGBTQ	Hispanics	Immigrants in General	Muslims
Modern Orthodox Men	49/45/6%	26/52/22%	11/65/24%	23/57/20%	15/76/9%	28/63/9%	15/66/19%
Modern Orthodox Women	48/46/6%	31/53/16%	10/64/26%	30/61/9%	18/76/6%	35/59/6%	17/69/14%
Yeshivish Men	31/50/19%	22/42/36%	17/61/22%	21/43/36%	23/53/24%	31/47/22%	24/53/23%
Yeshivish Women	45/38/17%	28/29/43%	25/51/24%	29/36/35%	22/51/27%	39/42/19%	30/43/27%
Chasidic Men (English)	41/43/16%	26/39/35%	20/50/30%	23/43/34%	24/56/20%	41/44/15%	26/56/18%
Chasidic Women (English)	42/44/14%	31/47/22%	22/50/28%	23/57/20%	28/61/11%	28/53/19%	33/36/31%
Chasidic Men (Yiddish)	36/64/0%	17/53/30%	15/75/10%	10/70/20%	24/68/8%	32/61/7%	15/75/10%

The shift in sympathy (% saying they currently have more sympathy minus % saying they currently have less sympathy, across all seven of the other “minority groups”) is +7% overall; but +12% for Modern Orthodox vs. +5% for all Haredi combined.

	Asian-Americans	Blacks	Christian Evangelical	LGBTQ	Hispanics	Immigrants in General	Muslims	Average All Groups
More Sympathy	42%	26%	17%	23%	22%	33%	22%	26%
Unchanged	46%	46%	60%	53%	64%	54%	58%	54%
Less Sympathy	12%	28%	24%	24%	14%	13%	20%	19%
Net Shift in Sympathy	+30%	-2%	-7%	-1%	+8%	+20%	+2%	+7%
Net Shift in Sympathy for all groups combined is +12% for Modern Orthodox and +5% for all Haredi								

Q. Below are several groups that sometimes face bigotry and hate. For these groups, do you feel you have more sympathy, less sympathy, or the same amount of sympathy currently as compared to three years ago? n = 199, 145, 956 77, 54, 36, 66

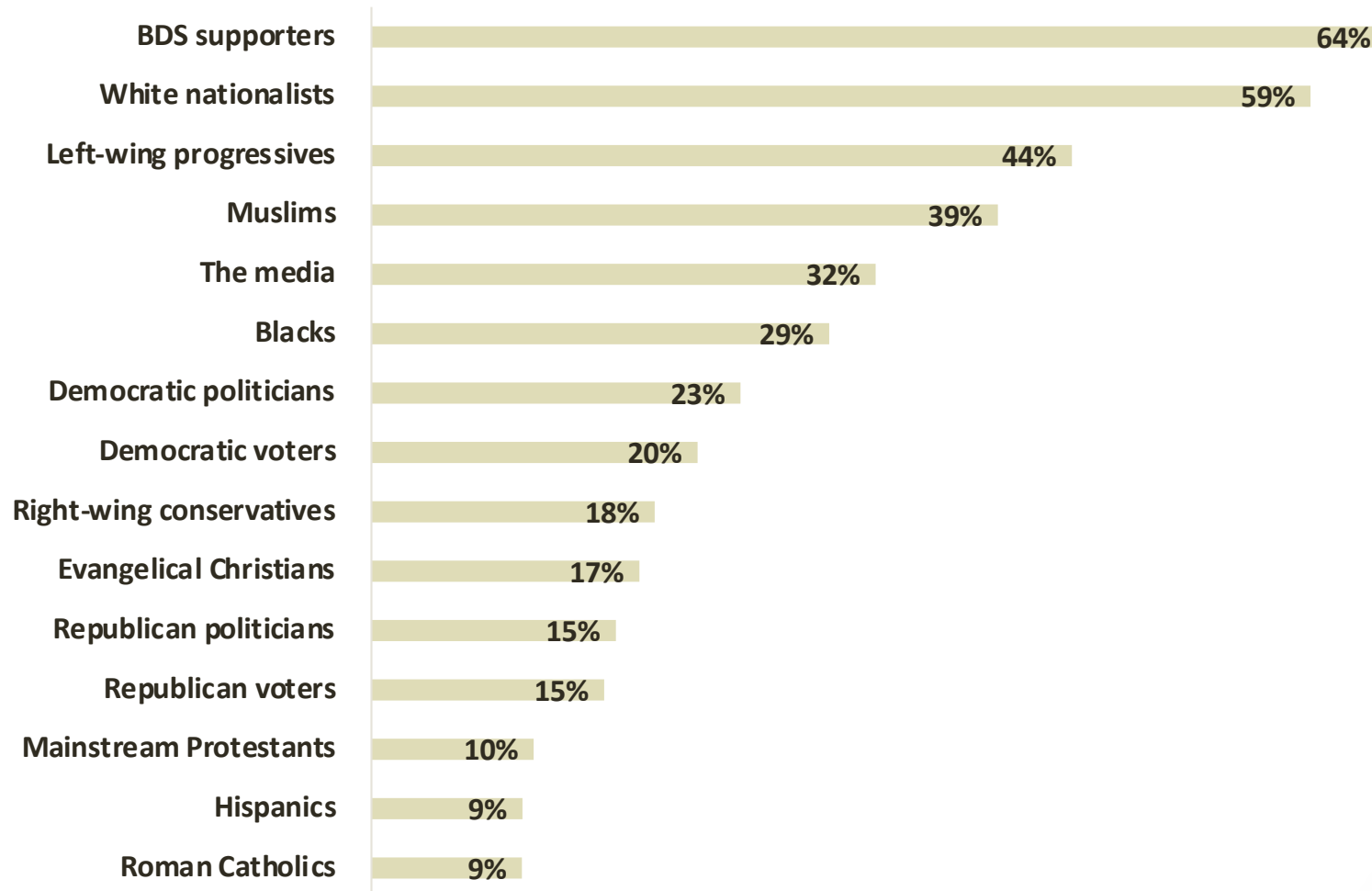
Views on Worldwide Antisemitism Resulting From Attitudes Toward Israel – Across all of Orthodoxy, 38% say that worldwide antisemitism results a lot from attitudes toward Israel. Another 36% say that attitudes toward Israel are somewhat a factor. The view that a lot of antisemitism is related to Israel is least held by the Yiddish, and it may be that anti-Zionism among some of them affects this view.



Q. To what extent do you see worldwide antisemitism resulting from public attitudes toward Israel? n = 199, 144, 96 77, 54, 36, 66

Perceived Levels of Antisemitism Among Various Groups - Most often seen as antisemitic are BDS supporters (64%) and White Nationalists (59%). Muslims (39%) and the media (32%) are often seen as antisemitic, and left-wing progressives (44%) are seen as much more antisemitic than right-wing conservatives (18%)

(% that say many have antisemitic tendencies; data are the weighted averages across all Orthodox respondents)



Q. In your view, how many members of the following groups in the United States have antisemitic tendencies? n = 653 (sectors: 198, 142, 95, 75, 52, 35, 56)

Other Thoughts on Antisemitism or Anti-Jewish Sentiment or Attitudes – The following are randomly selected verbatim comments, which give a more nuanced view of respondents' views.

- *Some anti-Semitism is only in the eye of the beholder.*
- *It scares me more than I realized, and I regret accusing my late parents of paranoia.*
- *A recent study show the right has more anti-Semites than the left, young people are more anti-Semitic than older people, and racial/ethnic minorities more than white people. How much perceptions match the reality will be interesting, or if the extreme right wing bias of Orthodoxy will result in bias in perceptions of anti-Semitism*
- *I find that the people on the left tend to be less accepting of Israel, but more accepting of Jews in America. I find that the people on the right (especially the extreme right) tend to be Pro-Israel, but less accepting of Jews in America.*
- *There have been desecration of Jewish cemeteries in our area*
- *This survey does not define antisemitism - and because the diverse manifestations of antisemitism among Muslims, Black people, Catholic people, evangelical people, and other minority communities are so different, I'm curious as to what you mean by antisemitism.*
- *About being armed because of antisemitism, my husband is and also helps with security at shul. He would like it if I was.*
- *I feel like the levels of anti-Semitism haven't truly changed but perhaps people are bolder or there's more media attention on anti-Semitic acts these days. It's also become very accepted to be blatantly anti-Israel, which definitely contributes to anti-Semitic sentiments. Personally, I am pretty sheltered and have not really experienced anti-Semitism in my own life, but I'm not blind to what goes on in the rest of the country and the world.*
- *There will always be antisemitism until Moshiach comes. Jews face antisemitism comes from the left and the far right. The Republican party is currently the better party for the Jews and Israel. American Jews should wake up and vote for what is in the best interest of Jews/Israel. Israeli....i.e. whichever candidates stand strong with Israel. Many progressive Jews' religion/identity is being progressive (vs being Jewish and pro-Israel) and are self-hating Jews and anti-semitic themselves in that they support antisemites/anti-Israel candidates, causes, ideas. It's late. So I'll stop, but I could say a lot more.*
- *Israeli actions are sometimes indefensible - eg, throwing Palestinians out of their homes in Sheikh Jarrah. At the same time, criticizing such actions sometimes becomes an attack on all Jews or a claim that there is something "Jewish" about Israeli aggression - and that is antisemitic.*
- *The rise in tribalism is a worldwide phenomenon. Trump was a symptom of it. He removed norms and guardrails where antisemites became emboldened to attack Jews.*
- *Public schools should be educated and there should be holocaust education*
- *I'm 50+ and grew up in Jewish neighbourhoods in suburban DC and never worried about antisemitism until the last few years.*
- *Jewish culture should be promoted to make people recognize Jewish culture*
- *Some of your questions "box" us in. For instance, I look at the candidate running and their positions and not strictly the party. In every ethnic group there are good and plan so lumping all together is not helpful..*
- *I think that concerns about antisemitism are mostly overblown. There are a few very concerning groups/people in the US, but for the most part there are not significant issues with antisemitism in the US.*
- *The internet has provided a global platform to spread hate.*
- *I think American anti-Semitism is worse on both sides of the isle than before*
- *I tend to feel less concerned about it than many other Orthodox Jews.*
- *Overall, I think Jews are well liked and accepted in America and incidents of antisemitism, however troubling, are not reflective of a shift in attitudes. Rather I think it's something that always is there at pretty low levels, but opportunistic people use events in the news and politics to express it. The overwhelming majority of Americans do not have antisemitic views and are very sensitive to our concerns.*
- *anti-Semitism is made up by the racist zionists to crush the Palestinians*
- *Thankfully, not a big issue in USA but something that a few people in all groups harbor. No political party can be called more antisemitic than the other. Most of the anti-semitic issues I see in NY are probably due to mentally ill people, who happen to be minorities, or due to the perception that jews have \$, since many landlords are outwardly religious jews.*
- *It's disheartening to see teens/young adults turning to antisemitism despite the tolerance education that's now mandated.*

Q. Finally, do you have any other thoughts on the subject of antisemitism or anti-Jewish sentiments or attitudes that you would like to share? n = 156 verbatim responses..

Orthodox vs. Non-Orthodox Perceived Incidence and Personal Experiences – While they have identical views on the incidence of antisemitism, Orthodox much more often feel that the status of Jews in the U.S. has become less secure in the past year. Orthodox Jews also have somewhat more often experienced an antisemitic attack in person or online. (See source footnote.)

Perceived Incidence		
	Orthodox	Non-Orthodox
How much of a problem, if at all, do you think antisemitism is in the United States today?		
• Serious Problem	57%	38%
• Somewhat a Problem	34%	52%
• Total Problem	91%	90%
Over the past five years, do you think that antisemitism in the United States has...?		
• Increased a Lot	37%	38%
• Increased Somewhat	46%	45%
• Total Increased	83%	83%
Compared to a year ago, is the status of Jews in the United States:		
• More Secure	7%	12%
• Less Secure	43%	29%
• Change in Security (+/-)	-36%	-17%

Personal Experiences		
(% Yes)	Orthodox	Non-Orthodox
Over the past 12 months, have you, yourself, been the target of an antisemitic physical attack?	3%	3%
Over the past 12 months, have you, yourself, been the target of an antisemitic remark in person?	24%	16%
Over the past 12 months, have you, yourself, been the target of an antisemitic remark or post online or through social media?	17%	12%

Source: American Jewish Committee survey, conducted September 2021; <https://www.ajc.org/AntisemitismReport2021/AmericanJews> (Orthodox vs. Non-Orthodox data provided upon Nishma Research request); we relied upon the AJC data to compare Orthodox and non-Orthodox because we did not view our non-Orthodox survey participants as sufficiently representative of that population. Note that while AJC’s total sample was over 1,400, the sample size for the Orthodox sector was 115, and so the margin of error for this sector is approximately ±8%. Additionally, differences between the Orthodox and non-Orthodox are statistically significant if they are approximately 8% or more. Small subsamples for the Orthodox are, of course, a characteristic of all samples of the Jewish community, given that the Orthodox comprise an estimated 12% of the entire American Jewish community. The data above should be viewed with that understanding.

Exploring Areas of Inquiry Relating to Antisemitism

Areas of Inquiry	Findings
Have the “more observably Jewish” Orthodox had more antisemitic experiences and resulting concerns?	<ul style="list-style-type: none"> • Perceptions of the incidence of antisemitism range from a high of about 50% for Modern Orthodox, down to 37% for the Yiddish-speaking Chasidic men, although Modern Orthodox have had notably fewer personal experiences (14%, vs. 24%-32% among the Haredi), and actions taken due to fear of antisemitism are lowest by far among the Yiddish-speaking Chasidic men (10% vs. 24%-36% among the other groups. (See page 11) • A hypothesis that the most visibly Orthodox are affected more by antisemitism does not seem to be borne out, perhaps because they are also the most insulated and much less often interact with the outside world. • Modern Orthodox take more steps to avoid antisemitism and the others are less likely to change their ways, almost by definition, since their daily Jewish requirements and practice are more core, persistent concerns.
Are there gender differences?	<ul style="list-style-type: none"> • Females perceive a higher incidence of antisemitism (by about 5 percentage points), although their personal experiences and actions taken are similar to those of males. (See page 11)
Does émigré (e.g., Soviet) personal or parental background affect views relating to antisemitism (perceived incidence and fear)?	<ul style="list-style-type: none"> • We examined perceived level of antisemitism and feelings of less safety in shul. 42% of émigrés perceive a lot of antisemitism vs. 33% of non-émigrés; and 8% of émigrés often feel less safe in shul vs. 14% of non-émigrés. The differences are inconsistent and not statistically significant (because fewer than one-sixth of respondents had émigré backgrounds and some of the cell sizes in the stratified sample weighting are relatively small).
Does Holocaust background (defined as having had any parents or grandparents killed) affect views on antisemitism?	<ul style="list-style-type: none"> • Among those with Holocaust background, 32% perceive a lot of antisemitism vs. 36% of those without Holocaust background; and 19% of those with Holocaust background often feel less safe in shul vs. 10% of those without Holocaust background. Again, the differences are inconsistent and not statistically significant (mainly because some cell sizes in the stratified sample weighting are relatively small).
Summary: Émigrés and Holocaust	<ul style="list-style-type: none"> • In summary, neither an émigré background nor a family Holocaust background seems to have a clear impact on current perceptions of or fear of antisemitism.
Does politics play a role? Does political orientation affect perceptions of the extent of antisemitism and which groups are viewed as more or less antisemitic?	<ul style="list-style-type: none"> • While there are few differences between Democrats and Republicans in perceptions, personal experiences and actions taken relating to antisemitism, there are differences in which groups are viewed as antisemitic. Republicans see BDS supporters (74%), White Nationalists (59%), Muslims (51%), the media (48%), and left-wing progressives (44%) as having many antisemites; Democrats see fewer groups this way, with only White Nationalists (65%) and BDS supporters (53%) cracking the 30% level. • Additionally, 36% of Republicans see Democratic politicians and voters as largely antisemitic, while 21% of Democrats see Republican politicians and voters this way.
Do Orthodox have levels of concern and awareness of antisemitism similar to those of non-Orthodox?	<ul style="list-style-type: none"> • While they have identical views on the incidence of antisemitism, Orthodox much more often feel that the status of Jews in the U.S. has become less secure in the past year. Orthodox Jews also have somewhat more often experienced an antisemitic attack in person or online. (See page 16.)

Demographic Summary

How Respondents Identify Within Orthodoxy (n=743)		
	Number	Percent
Modern or Centrist Orthodox	355	48%
Yeshivish / Litvish / Agudah	179	24%
Chasidic, including Chabad	165	22%
Other	44	6%

Educational Level (n=722)		
	Number	Percent
H.S. or less	68	9%
Some college	142	20%
4-Year Degree	192	27%
Postgrad/ Professional	320	44%
Among the 56 Yiddish-speakers, 64% had H.S. or less education		

Age (n=761)		
	Number	Percent
18-24	89	12%
25-34	215	28%
35-44	178	23%
45-54	124	16%
55-64	57	7%
65+	102	13%
Median	39	
Median age by sector: Modern Orthodox 47; Haredi 33 (Yeshivish, Chasidic English and Yiddish speaking all about the same)		

Gender (n=694)		
	Number	Percent
Male	405	58%
Female	289	42%

Political Orientation (n=718)		
	Number	Percent
Democratic	252	35%
Republican	240	34%
Independent	155	22%
None	69	10%
Political Orientation by Sector: Modern Orthodox - 45% Dem, 23% Rep. Yeshivish - 44% Rep, 30% Dem. Chasidic English - 35% Rep, 27% Dem. Chasidic Yiddish - 41% Rep, 16% Dem.		

Appendix – Survey Questionnaire

Survey Questionnaire (Page 1 of 3)

PERCEPTIONS OF ANTISEMITISM AMONG AMERICAN ORTHODOX JEWS

Questionnaire Finalized March 10, 2022

- = response required

INTRODUCTION

While antisemitism is a major problem, we lack important data on Orthodox Jewish experiences and attitudes in this area. This 7-minute survey explores attitudes toward antisemitism across the entire Jewish community, especially among Orthodox Jews

This completely confidential survey is open to the entire Jewish community, all persons age 18+. There are only a few questions that require a response (indicated by an asterisk), but we hope you will respond as fully as possible. We will be awarding ten \$20 Amazon Gift Cards to randomly selected respondents.

Nishma Research, an independent research firm with the mission of providing quality research to the Jewish community, is donating the work and resources to conduct this survey. The findings will be made freely available and downloadable, and there will be instructions at the end of the survey for how you can get the full report, as well as how you can enter the drawing to win a gift card. If you have any questions, please contact Mark Trencher at mark@nishmaresearch.com.

(At the end of this survey we will provide an option for you to share the survey with Yiddish speaking individuals, i.e., those less fluent to respond to an English language survey.)

*Q1. How do you identify within the Jewish community?

- Orthodox
- Conservative
- Reform
- Reconstructing Judaism
- Renewal
- Secular, Humanist
- Cultural, Just Jewish
- Not Jewish [Display message & terminate: Sorry, you do not qualify to take this survey. You may close this web browser window or tab to exit the survey. Thank you.]

ASK IF Q1 = OTHER THAN ORTHODOX

*Q2. Aside from special occasions like weddings, funerals and bar or bat mitzvahs, how often do you attend Jewish religious services at a synagogue, temple, minyan or havurah?

- Several times a month
- Once or twice a month
- Occasionally, but less than once a month
- Seldom or never

ASK IF Q1 = ORTHODOX:

Q3. Which of the following most closely describes how you identify within Orthodoxy?

- Modern or Centrist Orthodox
- Yeshivish / Litvish / Agudah
- Chasidic, including Chabad
- Other

ASK IF Q3 = MODERN OR CENTRIST ORTHODOX:

Q4. Where do you see yourself within Modern or Centrist Orthodoxy?

- "To the left" ... Liberal Modern Orthodox
- "In the center" ... Centrist Modern Orthodox
- "To the right" ... More stringent (machmir) Centrist Orthodox

*Q5. What is your age?

- 18 to 24
- 25 to 34
- 35 to 44
- 45 to 54
- 55 to 64
- 65 to 74
- 75 or older
- Would rather not say

*Q6. What is your gender?

- Male
- Female
- Non-conforming or would rather not say

*Q7. Where do you live?

- United States
- Israel
- Canada
- United Kingdom
- France
- Latin America
- Other – Please enter [SMALL TEXT BOX]

ASK IF Q7 = UNITED STATES

Q8a. How much antisemitism do you think there is today in the United States?

- A lot
- Some
- Not much
- None at all

Survey Questionnaire (Page 2 of 3)

ASK IF Q7 IS NOT UNITED STATES OR ISRAEL

Q8b. How much antisemitism do you think there is today in your country?

- A lot
- Some
- Not much
- None at all

ASK IF Q7 = UNITED STATES

Q9a. Compared with three years ago, do you think there is ...

- More antisemitism in the United States today
- Less antisemitism in the United States today
- About the same amount of antisemitism in the United States today

ASK IF Q7 IS NOT UNITED STATES OR ISRAEL

Q9b. Compared with three years ago, do you think there is ...

- More antisemitism in your country today
- Less antisemitism in your country today
- About the same amount of antisemitism in your country today

ASK IF Q7 != ISRAEL

Q9c. Compared with three years ago, do you think there is ...

- More anti-Jewish sentiment in Israel today
- Less anti-Jewish sentiment in Israel today
- About the same amount of anti-Jewish sentiment

Q10. In the past 12 months have any of the following happened to you because you are Jewish?

- Been made to feel unwelcome
- Been called offensive names
- Been harassed online
- Been physically threatened or attacked .

Response Scale:

- Yes
- No

Q11. In the past 12 months, has a communal Jewish organization that you attend (shul, school, community center, etc.) been marked by anti-Jewish vandalism, broken windows, graffiti, a break-in, etc.?

- Yes
- No

ASK IF Q10 OR Q11 = YES FOR ANY ITEM

Q12. If you feel comfortable doing so, can you briefly describe the nature of antisemitic attack(s) you or your Jewish organization have experienced in the past 12 months? [OPEN-ENDED]

ASK IF Q7 IS NOT ISRAEL

Q13. In the last three years, have concerns about antisemitism caused you to ...

- Hide your identity as a Jew when on the street
- Remove any outward signs of being Jewish when in public
- Feel less safe at shul / synagogue
- Avoid going to shul / synagogue
- Attend fewer public events with other Jews

Response Scale:

- Often
- Sometimes
- Rarely
- Never

ASK IF Q7 IS NOT ISRAEL

Q14. In the last three years, have concerns about antisemitism caused you to ...

- Arm yourself
- Get security training
- Resolve to, or move in order to live among Jews like yourself
- Ask your shul / synagogue to increase security
- Make a point of voting for candidates who condemn antisemitism
- Donate to organizations that combat antisemitism
- Shift your attitudes toward greater support and funding of police

Response Scale:

- Yes
- No

Q15. Below are several groups that sometimes face bigotry and hate. For these groups, do you feel you have more sympathy, less sympathy, or the same amount of sympathy currently as compared to three years ago?

[RANDOMIZE ORDER]

- [Show if Q7 = United States] Asian-Americans
- [Show if Q7 = Other than United States] Asians
- Blacks
- Christian Evangelicals
- Gays and Lesbians / LGBTQ
- Hispanics
- Immigrants in general
- Muslims

(Continued)

Survey Questionnaire (Page 3 of 3)

Q15. (Continued)

Response Scale:

- I now have more sympathy for them
- I now have less sympathy for them
- My level of sympathy for them hasn't changed

Q16. To what extent do you see worldwide antisemitism resulting from public attitudes toward Israel?

- A lot
- Some
- Not much
- None at all

ASK IF Q7 = UNITED STATES

Q17. In your view, how many members of the following groups in the United States have antisemitic tendencies? [RANDOMIZE ORDER]

- BDS supporters
- Blacks
- Democratic politicians
- Democratic voters
- Evangelical Christians
- Hispanics
- Left-wing progressives
- Mainstream Protestants
- Muslims
- Republican politicians
- Republican voters
- Right-wing conservatives
- Roman Catholics
- The media
- White nationalists

Response Scale:

- Many
- Some
- A few
- Hardly any

Q18. Did you ever emigrate from one country to another due to an anti-Jewish environment?

- Yes – From where did you emigrate? [SMALL TEXT BOX]
- No

Q19. Did your parent(s) ever emigrate from one country to another due to an anti-Jewish environment?

- Yes – From where did your parent(s) emigrate? [SMALL TEXT BOX]
- No

Q20. Are you or any of your parents or grandparents Holocaust survivors? Please check all that apply.

- Yes, me
- Yes, one or both of my parents
- Yes, one or more grandparents
- No [MUTUALLY EXCLUSIVE]

Q21. Were any of your parents or grandparents killed in the Holocaust

- Yes
- No

Q22. What are the first three digits of your zip code? ___ __ _

Q23. What is the highest level of schooling you have completed?

- High school graduate or less
- Some college
- Four-year bachelor's degree
- Postgraduate or professional schooling/degree (e.g., master's, doctorate, medical, law)

ASK IF Q7 = UNITED STATES

Q24. In general, would you describe your political views as...

- Very conservative
- Conservative
- Moderate or Independent
- Liberal
- Very liberal

ASK IF Q7 = UNITED STATES

Q25. With which party do you identify politically?

- Democratic
- Republican
- Independent
- None of the above

Q26. Finally, do you have any other thoughts on the subject of antisemitism or anti-Jewish sentiments or attitudes that you would like to share? [OPEN-ENDED]

About Nishma Research

- Nishma Research was founded in 2015 with the purpose of informing the Jewish community through communal and organizational studies. “Nishma” means “we listen” – and our mission involves conducting research on topics that will promote greater listening among the diverse strands of the Jewish people.
- Nishma is a full-service research firm that supports synagogues, schools, community organizations, and other researchers. We conduct custom research, data collection, analysis, and presentations employing quantitative and qualitative research approaches. Nishma has conducted 12 communal studies and 13 proprietary studies for Jewish organizations (five shuls and eight other organizations).
- This is Nishma Research’s 12th broad communal study conducted in the past six years. Prior studies include: (1) a 2016 survey of people who have left Orthodoxy (“off the *derech*”), across all sectors of Modern Orthodox and Haredi Jewry; (2) a 2017 broad demographic and attitudinal profile of American Modern Orthodoxy; (3) a 2019 study of the future of Modern Orthodoxy as it confronts challenges and opportunities emanating from its interaction with secular society; (4) a 2019 study that explored the motivations, challenges and religious journeys of *Baalei Teshuvah*; (5) an early 2020 study of the political views of Orthodox Jews; (6) a mid-2020 study of the health, emotional, financial and religious impacts of the pandemic; (7) a 2020 post-election survey that identified the key issues that drove voting decisions across the Orthodox community; (8) an early 2021 study of the broad U.S. Jewish Community’s views on the pandemic and COVID-19 Vaccines; (9) a mid-2021 study co-sponsored by Chevra Hatzalah, which more deeply explored COVID-related views, particularly vaccine adoption and hesitancy in the Haredi (Hasidic and Yeshivish) communities; (10) a late 2021 study on The Finances of Orthodoxy, which broadly explored the issue of the cost of a frum life, financial as well as attitudinal, among Modern Orthodox and Haredi Jew; and (11) Orthodox Jewry: Community, Connection, Understanding & Orthodox Jewish Singles, in May 2022.



- Nishma Research is more a “labor of love” than a business. It has funded 70% of the cost of its communal studies, as a service to the community, and makes all communal research reports and findings available free to the public. We appreciate the opportunity to share our findings, which we have presented and discussed at 57 venues (30 shuls and 27 other venues) since 2016. Findings are also shared, with discussions with communal experts, at the Orthonomics Podcast.